



WOMEN4CHANGE  
INDIANA @IUPUI  
PRESENTS:

---

**INDIANA  
WOMEN'S  
SUFFRAGE  
PATCH**

---

# RESOURCES

---



- <https://www.natgeokids.com/uk/discover/history/general-history/suffragettes-facts/>
- <http://indianasuffrage100.org/>
- <https://indianahistory.org/events/you-are-there-1915/>
- <https://www.mcnyc.org/lesson-plans/beyond-suffrage-unifying-principle-understanding-intersectionality-womens-activism>

---

## BACKGROUND

---

In celebration of the 100th anniversary of Women's Suffrage in 2020, Women4Change, Indiana @IUPUI and the Girl Scouts of Central Indiana collaborated on The Indiana Women's Suffrage Patch. Through earning this patch, Girl Scouts will explore the United States suffragette movement of the early 1900s through an intersectional lens, learning about the history, connecting the events to their own experiences, and creating projects that promote community discussion. The activities selected aim to educate and empower girl scouts for years to come.



Project Contributors:  
Jocelyn Blackburn  
Grace Black  
Mary Cheski



---


# GIRL SCOUT DAISIES/BROWNIES

---

Pick one in each category. Recommended for ages 5-9.

## STEP ONE. EXPLORE THE HISTORY OF THE WOMEN'S SUFFRAGE MOVEMENT

- What does voting mean? Pick a topic and have your troop vote on it! Who wins? Is this fair?
- Research about a woman from Indiana who played a role in this movement. You can use the internet or books! Who was she? What role did she play? Share a two minute summary of this woman with a friend!
- Create a general timeline for the Women's Suffrage Movement! Put your creativity to the test. Highlight your favorite part!



## STEP TWO. CONNECT TO THE WOMEN'S SUFFRAGE MOVEMENT

- Ask an adult (relative, teacher, parent, etc.) why they think voting is important.
- Create a poster explaining why you want to vote when you are older, and hang it up somewhere!
- Women were often discouraged from speaking up for themselves and fighting for the right to vote. Think about a time when you were told not to act a certain way or do something because you are a girl. How did that make you feel? Share with a friend.



---

# GIRL SCOUT DAISIES/BROWNIES

---

## STEP THREE. TAKE ACTION!

- Write “Thank You” cards to 3 amazing women in your life. Share a fun fact about the Women’s Suffrage Movement, and let them know that they are strong and capable women! Make sure to decorate!
- Dress up as your favorite suffragette and present a 3 minute “autobiography” to your Girl Scout troop. Include your role in the suffrage movement!
- Create a poster with a few other girl scouts about what you have learned! What is the Women’s Suffrage movement? Why was it important? Why should you care? Hang this poster at your school, local library, place of worship, etc.



---

# GIRL SCOUT JUNIORS/CADETTES/ SENIORS/AMBASSADORS\*

---

Pick one in each category. Recommended for ages 10+.

## STEP ONE. EXPLORE THE HISTORY OF THE WOMEN'S SUFFRAGE MOVEMENT



- Research about a woman from Indiana who played a role in this movement. You can use the internet or books! Who was she? What role did she play? Share a three minute summary of this woman with your troop or other group of individuals interested in the topic.
- What exactly happened for the women who were given the right to vote? How did the voter turn-out percentages change? Share this information with a person who is unaware of the importance of voting.
- Research how the perception of women changed in the past 100 years. Look at 1-3 different sources. How does this make you feel?
- What does the modern voting process look like? How do you register to vote, and where can people in your county go to vote? Share with your troop or other group, who are of voting age, interested in the election process.\*

\*Ambassadors pick at least one challenge activity

---

# GIRL SCOUT JUNIORS/CADETTES/ SENIORS/AMBASSADORS\*


---

## STEP TWO. DISCOVER HOW INTERSECTION -ALITY FITS IN WITH WOMEN'S SUFFRAGE

- What is intersectionality? Share the definition and an example with your troop or other group of individuals interested in the topic!
- What was the role of intersectionality in the suffrage movement? List 2-3 examples you find!
- Facilitate a 10 minute discussion about intersectionality with your troop or create a panel of individuals interested in the topic. Think of 3-4 questions to ask in this discussion.\*

## STEP TWO. DISCOVER HOW INTERSECTION -ALITY FITS IN WITH WOMEN'S SUFFRAGE

- How does Indiana compare to other states in the suffrage movement?
- Research voter turnout rates in Indiana and compare to the rest of the US. Share this information with your troop or other group of interested individuals as a graph. Compare Male to Female voter turnout ratios. What patterns do you see?
- Visit the Indiana Historical Society's Madame C. J. Walker exhibit. What surprised you the most? What were her contributions to the women's suffrage movement? In what ways does her legacy impact Indiana today?\*




---

# GIRL SCOUT JUNIORS/CADETTES/ SENIORS/AMBASSADORS\*

---

## STEP FOUR. CONNECT INTERSECTION- ALITY AND MODERN VOTING

- What does intersectionality mean in your own life? What “categories” do you identify with, and how does that affect the way others interact with you?
- What role does the media play in elections? Create your own campaign poster/social media post!
- What voting inequalities are present today? Name 2-3 specific barriers to get to the polls that are present in your community. How does this relate to intersectionality? Share a 5 minute summary of what you have learned with your troop or other group of individuals interested in the topic.\*




---

# JUNIORS/CADETTES/SENIORS/ AMBASSADORS\*

---

## STEP FIVE. TAKE ACTION!



- Create a poster summarizing the Women’s Suffrage Movement. Why is it important? What were some weaknesses of the movement? How does it affect you?
- Write a letter to one of your representatives. Thank them for supporting women, encourage them to vote for certain issues, or ask them to support specific legislation. Need to find out who your elected officials are? Utilize this amazing tool provided by the Secretary of State’s office.  
<https://www.in.gov/sos/elections/2681.htm>
- Set up a booth with a few fellow girl scouts at a community event, polling location, etc. to discuss women’s suffrage with passerbys. Come up with several talking points! Let your audience know what the movement is, why it matters, the role of intersectionality, and how women’s voting rights have evolved today.
- How can we celebrate suffrage while acknowledging the setbacks of the suffragettes? Lead a discussion with people from the community about this important issue. Invite people from your school to a troop meeting, host a panel discussion at your local library, etc. Get creative and get the conversation going!\*





---

# THANK YOU

---

Girl Scouts of Central Indiana:  
*Mandy Montgomery*-Program  
Manager



Women4Change, Indiana @IUPUI:  
*Jocelyn Blackburn*-Vice President of  
Engagement, Committee Head  
*Grace Black*-Committee Member  
*Mary Cheski*-Committee Member



**GIRLS**  
SUPPORT  
**GIRLS**

Completed the Patch?  
Great work! Patches are  
available at the Girl  
Scout Shop!

